


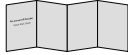
Pro Convert IP Converter


Quick Start Guide





Packing List


- 


1x Pro Convert IP Converter
- 


1x Quick Start Guide
- 

1x USB Type C to Type C cable
- 

1x USB Type C to Type A cable
- 

1x Power Adapter
- 

1x Fishtale Bracket
- 

1x Bracket Fastener
- 

2x M4*12 Black Screws
2x M4 Black Nuts

Starting to Use

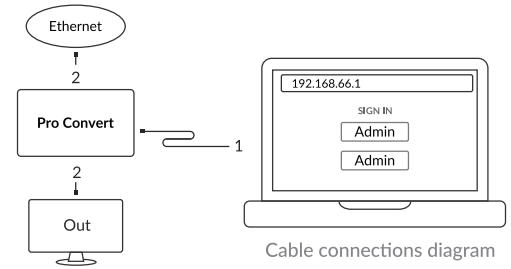
1. Pre-configure the Device
- ① Connect the device's CONFIG port to the computer using the provided USB cable.

② Log in to the Web GUI

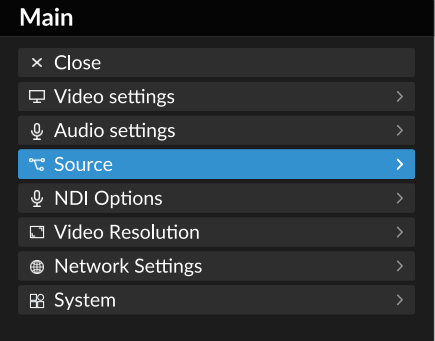
 - Type the USB NET IP address 192.168.66.1 in your web browser.
 - Log in with the default case-sensitive username and password (both Admin). You are suggested to change the password after the initial log-in.

③ Specify the video and audio processing parameters, add streams to be decoded, set layout, and set the IP address, if required.

④ Then the basic configure is all set. You may remove the USB cable from CONFIG port.



2. On-site Cable Connection
- Connect to the network and the decoding output device.
 - Power the decoder via PoE/PoE+ or a direct power adapter.
3. Select a Source
- Switch the decoded source via Web GUI.
 - Press the menu button on the front panel to call up the on-screen menu for quick switching.



4. More Information
- Detailed usage guidelines, go to magewell.com/s/um-pcid
 - API is also available for obtaining basic information about the device, modifying device configuration and upgrading firmware. Go to magewell.com/developer

Warranty

The duration of the free limited warranty is two (2) years for the Pro Convert family and one (1) year for the accessories. For detailed warranty information, refer to www.magewell.com/quality-assurance

NDI® is a trademark or registered trademark of Vizrt NDI AB.

This guide is for reference only, Products and features are subject to change without notice, and the actual product shall prevail.

This device complies with part 15 of the FCC Rules. Operation is subject to the following two conditions: (1) This device may not cause harmful interference, and (2) this device must accept any interference received, including interference that may cause undesired operation.

Technical Support

If you have any problems using Magewell products or need more technical information, please submit your questions in the online Ticket System (tickets.magewell.com).

Subscribe and Like Us!

